

## 2025 CALENDAR DESIGN PROJECT

### ENTRY GUIDELINES

#### WHO'S ELIGIBLE?

Fourth-and fifth-grade students in Orange County Public Schools.

#### ABOUT THE PROJECT:

Student artists should work with their art instructor to develop water conservation messages/slogans. Each school may select a maximum of six (6) entries from *fourth-and fifth-grade* students and submit them to Christy Garton, Water Color Calendar Project, Ronald Blocker Educational Leadership Center, via school courier or drop off by Friday, October 25, 2024. Teachers who desire to have their classes participate in the calendar contest must submit a PARTICIPATION FORM via e-mail to [communityengagement@ouc.com](mailto:communityengagement@ouc.com) by Friday, September 6, 2024.

#### HOW TO ENTER:

Entries must be submitted with a PARTICIPATION FORM. Entries submitted without this form will not be considered for an award. The following information must appear on the back of each artwork: student's name, grade level, school name, art instructor's name, and water conservation message/slogan. Be sure to use pencil so that the writing does not show through on the design side of the paper. All entries must be received no later than Friday, October 25, 2024. Winning entries will remain the property of OUC—The *Reliable One*.

#### RULES:

Paper (8-1/2" x 11") will be provided. You must use the paper provided. Paint, watercolors, crayons, colored markers, or any other appropriate media are acceptable. Each piece of artwork must illustrate a water conservation message/slogan conveyed in a positive way.

**messages or slogans must be included on the BACK of the artwork, not as part of the design itself (NO EXCEPTIONS).**


We recommend photocopying the original artwork and writing the required information on the copy to keep for your files.

#### CALENDAR ARTWORK SIZE:

Must be 8-1/2" x 11" positioned HORIZONTALLY. Any 2-D art media may be used. No photography should be used in the design.



2024 Calendar Design Project cover winner  
Arantza Aponte, Grade 5  
Andover Elementary School



## ENTRY GUIDELINES CONTINUED...

### AWARDS:

The winning artwork, along with the names of the students, schools, principals, and coordinating art instructors, will be published in the 2025 Water Conservation Calendar. All selected students will receive a plaque of their winning artwork and will be formally recognized at the Water Color Project Awards Ceremony sponsored by OUC—The *Reliable One* in [April 2025 \(to be announced at a later date\).](#)

### CALENDAR:

Thirteen (13) winners will be selected. One will be featured on the calendar's cover, and the other 12 will represent the months of the year. All students who submit artwork will receive a "Certificate of Participation".

### RELEASE FORMS:

Art instructors must be sure that a release form accompanies each original artwork.

### AWARDS CEREMONY:

Awards will be presented at the Orlando Repertory Theatre in [April 2025](#). A photograph of each student will be taken at the event. The parents, art instructors, and principals of the selected students will be invited to the ceremony. Light hors' d'oeuvres and refreshments will be provided. In addition, winners will receive a custom plaque and gift.

### BASIS FOR JUDGING:

The winning entries will be selected based on:

- 1) Originality
  - 2) Artistic Skill
  - 3) Creation of a Positive Water Conservation Message/Slogan
  - 4) Suitability for Reproduction in the Calendar
- (See Design Tips on page 3)

The winners will be posted on OUC—The *Reliable One*'s website, as well as other media sources.

### SEND ENTRIES TO:


Christy Garton, Water Color Calendar Project  
445 W. Amelia Street, Orlando, FL 32801-1127.

**PLEASE DO NOT FOLD ARTWORK.**

For more information, please contact Community Engagement at [communityengagement@ouc.com](mailto:communityengagement@ouc.com).



2024 Calendar Design Project month winner  
Layla Carrion, Grade 5  
Arbor Ridge K-8



## 2025 CALENDAR DESIGN PROJECT

### DESIGN TIPS

Designing artwork to be printed on a calendar is a little harder than it may seem. These designs are going to be reproduced by a four-color process (you may use as many colors as you like in your artwork). **Use bright, BOLD colors.** Faint or light designs do not work quite as well. **The objective is to relay a water conservation message that can be understood in a moment.** Some helpful hints to keep in mind when developing your design are:

#### 1. Keep It Simple

Keep your design to a maximum of six elements (for example, a “manatee” would be one element; an “ocean” would be a second element, etc.). Too many pictures or words make your design busy. One big picture makes a bigger impact.

#### 2. Water Conservation Slogan or Message

Make sure that you write your message/slogan clearly on the **BACK** of your artwork. Be sure to use pencil so that the writing g doesn't show through on the design side of the paper.

#### 3. Sketch Your Design


Do a rough sketch of your ideas. That way you will not spend hours of your time fine-tuning a design that is too small and may not work well. Practice paper and the art submission paper will be delivered to each teacher at the school indicated on their form by **Friday, September 27, 2024.**

#### 4. Use Bright Colors


Once the pictures are in place, color adds the magic. Color not only adds impact to your message, but brings your design to life.

Keep these basic hints in mind and you are sure to create a wonderful piece of artwork with a meaningful water conversation message!

For more information, please contact Community Engagement at [communityengagement@ouc.com](mailto:communityengagement@ouc.com).



2024 Calendar Design Project month winner  
Isabella Gonzalez Velarde, Grade 5  
Endeavor Elementary School



## 2025 CALENDAR DESIGN PROJECT

### PARTICIPATION FORM

**Deadline for Submittal: Friday, September 6, 2024**

**(PLEASE PRINT)**

Name of School: \_\_\_\_\_

Address: \_\_\_\_\_ City: \_\_\_\_\_ Zip: \_\_\_\_\_

Telephone Number: \_\_\_\_\_ E-mail: \_\_\_\_\_

Art Instructor: \_\_\_\_\_


Principal: \_\_\_\_\_

Total Number of Students Participating: \_\_\_\_\_

**This form must be emailed no later than  
Friday, September 6, 2024, to:**

Community Engagement  
OUC–The *Reliable One*  
e-mail: [communityengagement@ouc.com](mailto:communityengagement@ouc.com)

**USE WATER WISELY!**



# 2025 CALENDAR DESIGN PROJECT

## ENTRY FORM

Please list the student’s name and school for each entry enclosed and include the student’s water conservation message/slogan on the **BACK** of the piece of artwork. Be sure to use pencil so that the writing doesn’t show through on the design side of the paper.

Each school may submit a maximum of 6 entries. **PLEASE DO NOT SEND MORE THAN 6!** Each entry will be considered for selection.

All entries must be submitted to Christy Garton, Water Color Calendar Project, Educational Leadership Center, via school courier no later than **Friday, October 25, 2024**, and must be accompanied by a completed entry form.

For more information, please contact Community Engagement at 407-463-7209 or [communityengagement@ouc.com](mailto:communityengagement@ouc.com).

\*\*\*\*\*

**Certificates of Participation will be provided for the following:**

**(PLEASE PRINT)**

Name of School: \_\_\_\_\_

Art Instructor: \_\_\_\_\_

1. Name of Student: \_\_\_\_\_ Grade: \_\_\_\_\_


Message/Slogan: \_\_\_\_\_

2. Name of Student: \_\_\_\_\_ Grade: \_\_\_\_\_

Message/Slogan: \_\_\_\_\_

3. Name of Student: \_\_\_\_\_ Grade: \_\_\_\_\_

Message/Slogan: \_\_\_\_\_



## 2025 CALENDAR DESIGN PROJECT

### ENTRY FORM

Certificates of Participation will be provided for the following:

**(PLEASE PRINT)**

4. Name of Student: \_\_\_\_\_ Grade: \_\_\_\_\_


Message/Slogan: \_\_\_\_\_

5. Name of Student: \_\_\_\_\_ Grade: \_\_\_\_\_

Message/Slogan: \_\_\_\_\_

6. Name of Student: \_\_\_\_\_ Grade: \_\_\_\_\_

Message/Slogan: \_\_\_\_\_



## 2025 CALENDAR DESIGN PROJECT

### PARENTAL RELEASE FORM

I hereby give permission to OUC—The *Reliable One* and anyone it communicates with regarding potable water education projects, to use my child’s name, comments, and photo, as well as reproduce my child’s artwork for potable water education project purposes, including dissemination on the Internet. I understand that Florida’s Public Records Law governs these materials. This means that any member of the public can request and receive a copy of this information.

I understand and agree that OUC—The *Reliable One* has no control over the use of copies of this material once it is requested from and distributed by OUC—The *Reliable One*.

I waive any right to inspect and/or approve such publications prior to use and/or reproduction thereof. I also waive, release, and forever discharge OUC—The *Reliable One* from all claims, actions, causes of action, or liability related to or arising from the furnishing of any art or any other material in connection with potable water education project purposes.

\*\*\*\*\*

**(PLEASE PRINT)**

Child’s Name: \_\_\_\_\_


Name of School: \_\_\_\_\_

Art Instructor: \_\_\_\_\_

Parent/Guardian Signature: \_\_\_\_\_

Telephone Number: \_\_\_\_\_ Date: \_\_\_\_\_

Street Address: \_\_\_\_\_ City: \_\_\_\_\_ ZIP: \_\_\_\_\_



## 2025 CALENDAR DESIGN PROJECT


**THANK YOU FOR BEING A PART OF THIS PROJECT**

### **CALENDAR:**

Thirteen (13) works of art will be selected. One will be featured on the calendar's cover, and the other 12 will represent the months of the year.

The winning artwork, along with the names of the students, schools, principals, and art instructors, will be published in the 2025 Water Conservation Calendar. Selected students will be recognized for their artwork at the Water Color Project Awards Ceremony in [April 2025](#), at the Orlando Repertory Theatre.





## 2025 CALENDAR DESIGN PROJECT

### HOLISTIC RUBRIC FOR STANDARDS-BASED ASSESSMENT IN THE VISUAL ARTS GRADES 3-5

- LEVEL 4**
- Shows arrangement of objects on the picture plane
  - Shows evidence of thought in placing objects in environment
  - Indicates relationships between objects
  - Uses color in a convincing or imaginative manner
  - Makes a variety of shapes
  - Uses overlapping forms
  - Represents detail and texture in a convincing or imaginative way
- LEVEL 3**
- Shows objects in different environments
  - Organizes objects effectively in space
  - Uses color variations in hue and value
  - Shows some overlapping forms
  - Uses effective texture and detail
- LEVEL 2**
- Organizes objects in space
  - Places shapes in isolation
  - Shows some evidence of order
  - Shows some use of organized color
  - Indicates some texture and detail
- LEVEL 1**
- Organizes objects at random in space
  - Places shapes or objects in isolation
  - Shows little or no use of color organization
  - Provides little or no detail
  - Uses stereotypes